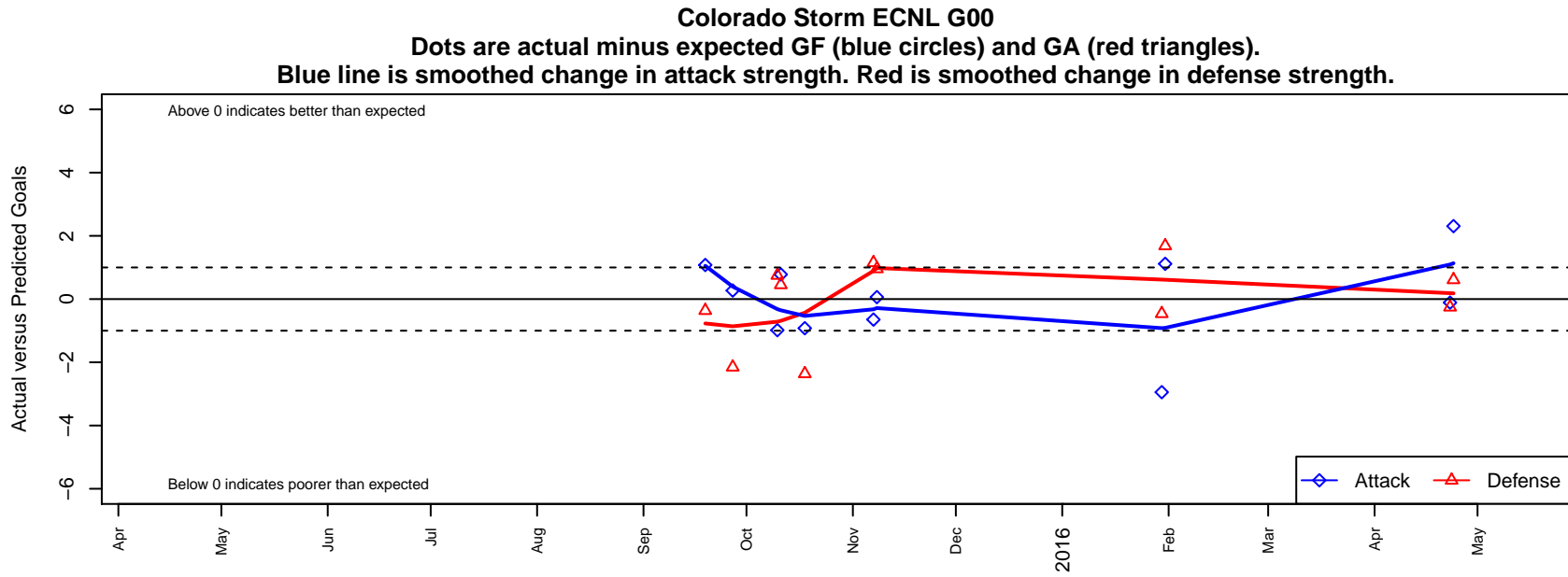


Colorado Storm ECNL G00

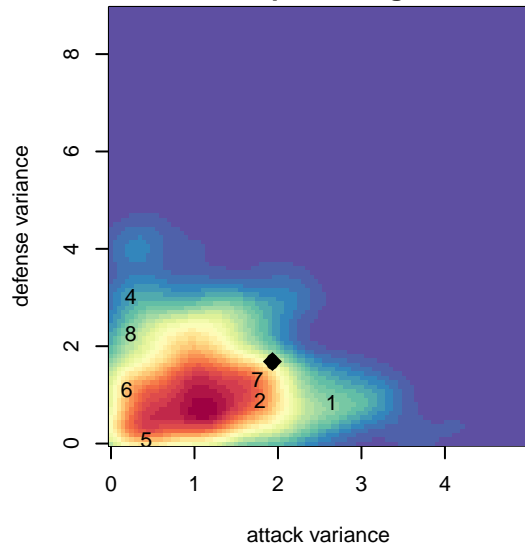
, CO
G00 total strength=1922
attack=46.42 defense=51.26
fall league = ECNL U15

alt names used:
Colorado Storm ECNL U15

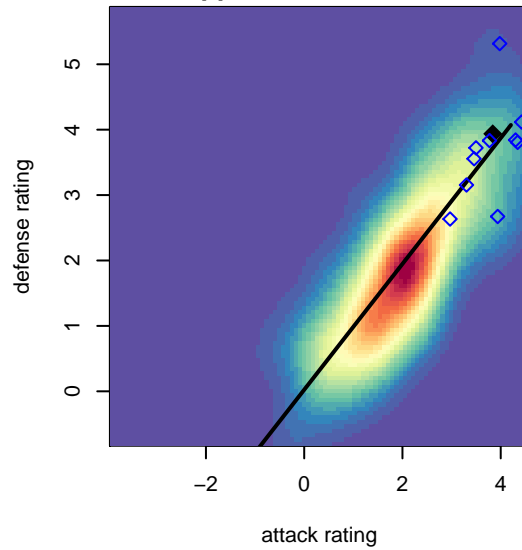
Venues played:
2015 ECNL U15



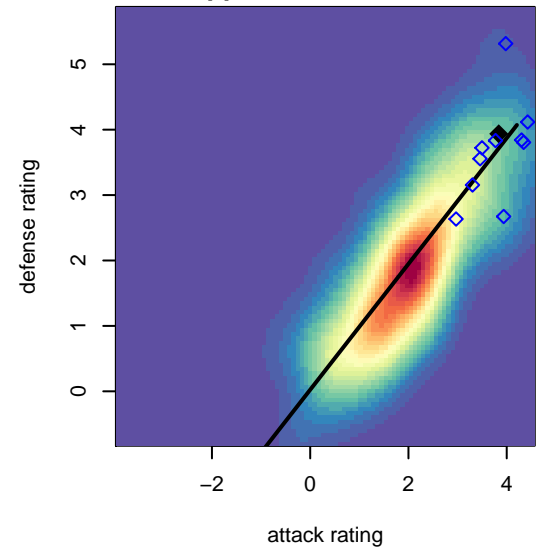
**attack and defense variance (black dot)
relative to other teams
and top 10 in region**



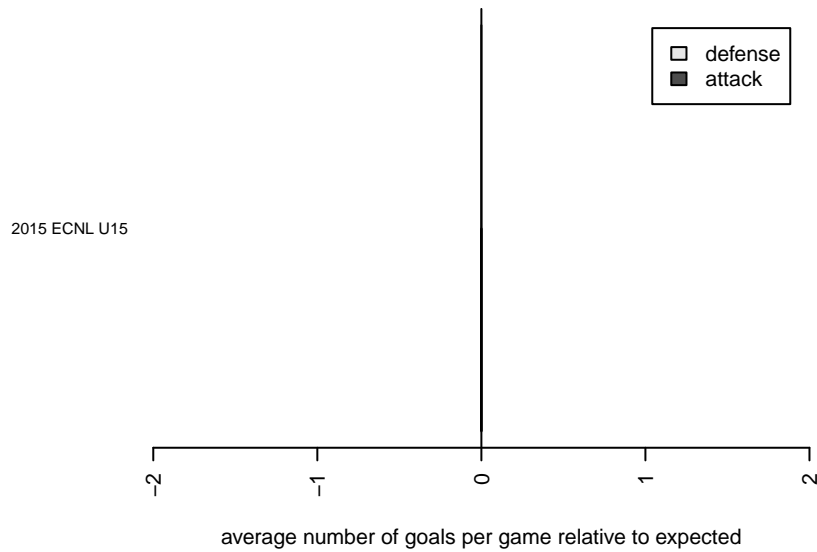
**attack and defense rating
relative to others at age
and all opponents in last 13 months**



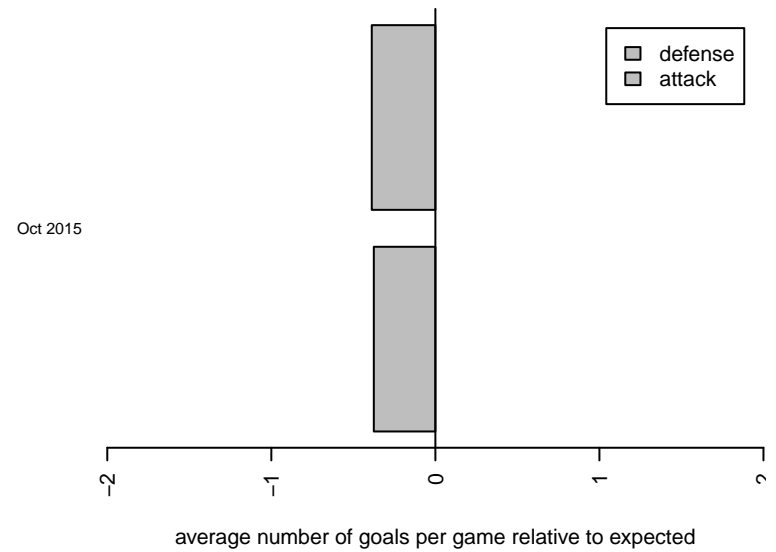
**attack and defense rating
relative to others at age
and all opponents in last 13 months**



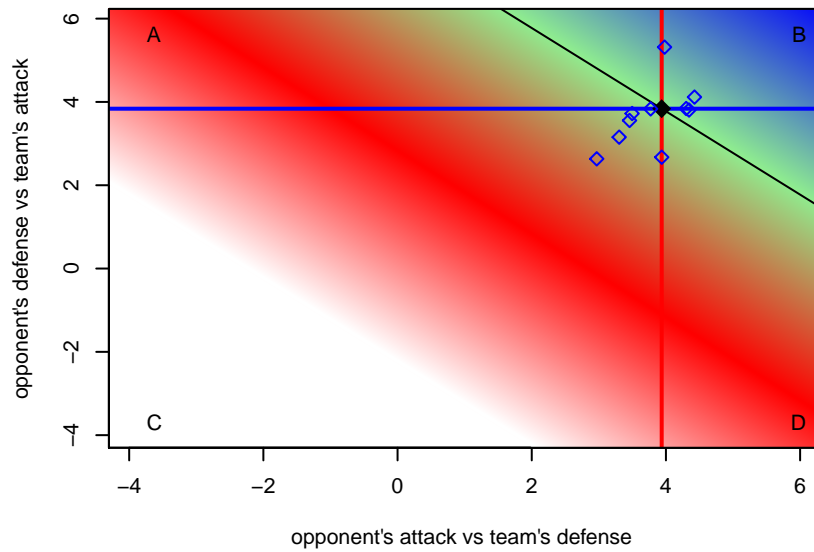
Performance relative to 13 month average



Performance relative to 13 month average



Distribution of opponents
 Red = Lose zone, Blue = Win zone, Green = Even
 Black line separates win/lose zones



lot. A=Neither has attack advantage, B=Opponent has both attack and defense advantage, C=Opponent has both attack and defense disadvantage, D=Both have

date	home		away		venue	pred.home	pred.away
2016-04-24	Colorado Storm ECNL G00	4	WPFC A ECNL G00	0	2015 ECNL U15	1.69	0.61
2016-04-23	Colorado Storm ECNL G00	1	Crossfire Premier ECNL G00	1	2015 ECNL U15	1.11	0.75
2016-01-31	San Juan SC ECNL G00	0	Colorado Storm ECNL G00	2	2015 ECNL U15	1.68	0.89
2016-01-30	Santa Rosa United ECNL G00	1	Colorado Storm ECNL G00	0	2015 ECNL U15	0.54	2.94
2015-11-08	Colorado Storm ECNL G00	1	FC Nova ECNL G00	0	2015 ECNL U15	0.94	0.96
2015-11-07	Colorado Storm ECNL G00	2	Utah Avalanche ECNLG00	0	2015 ECNL U15	2.65	1.15
2015-10-18	Real Colorado ECNL G00	4	Colorado Storm ECNL G00	0	2015 ECNL U15	1.64	0.92
2015-10-11	Mustang SC ECNL G00	1	Colorado Storm ECNL G00	1	2015 ECNL U15	1.45	0.22
2015-10-10	Pleasanton Rage ECNL G00	0	Colorado Storm ECNL G00	0	2015 ECNL U15	0.75	0.98
2015-09-27	Colorado Rush ECNL G00	4	Colorado Storm ECNL G00	1	2015 ECNL U15	1.85	0.73
2015-09-19	Colorado Storm ECNL G00	2	Real Colorado ECNL G00	2	2015 ECNL U15	0.92	1.64